

# 10m Stargazer Geodesic Dome

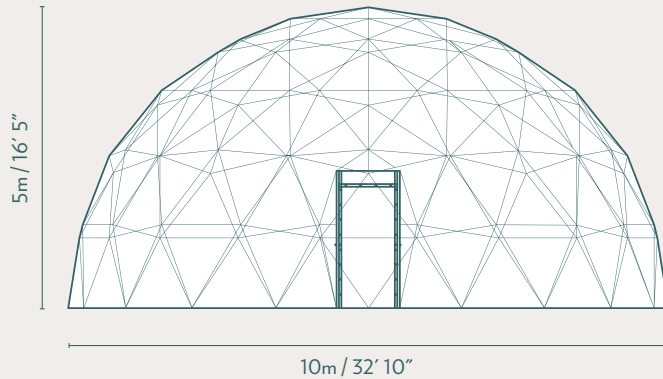
Our large dome for an off-grid home, studio, events, vacation property.

The 10m Stargazer is best suited for an off grid home or large studio. Offering 78.5 sq (845 sq ft), there is ample room for your family to live year round in this large dome. The 10m Stargazer can also be used as a larger studio or to host small events.

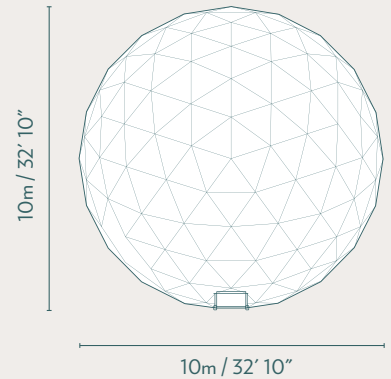


**BUILT TO LAST!**  
LEADERS IN FRAME STRENGTH

**STRUCTURE DIMENSIONS**  
Kiewitt Design



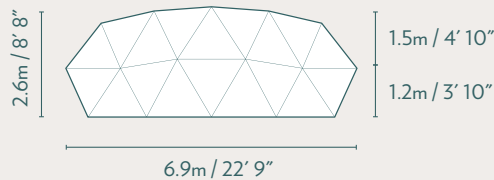
**OVERHEAD DIMENSIONS**  
Floor Area 78.5sqm/845sqft




**SINGLE DOOR FRAME**  
Inside



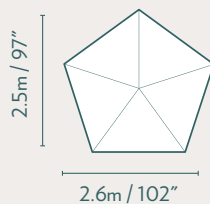
**CLEAR VIEW STRUCTURE WINDOWS**  
With Cover On



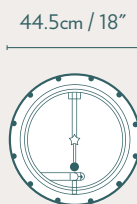
**DOUBLE DOOR FRAME**  
Inside



**SKYLIGHT DIMENSIONS**



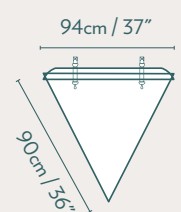
**CIRCLE GLASS WINDOW**  
(Operable)



**CIRCLE PVC WINDOW**  
(Inoperable)



**TRIANGLE ROLL-UP WINDOW**  
(With Screen)





\*Arist rendering only. Discrepancies may occur between picture and final purchased product.

## SPECIFICATIONS

Diameter	10m / 32' 10"
Center Height	5m / 16' 5"
Floor Area	78.5sqm / 845sqft
Structure Weight	800kg / 1764lbs
Structure Design	Kiewitt
Exterior Colours*	<input type="radio"/> <input type="radio"/> <input type="radio"/>

\*Custom exterior colours available on request

## FRAMEWORK

A galvanized steel frame and sturdy geodesic dome design create a strong yet simple structure. Thick steel footing elevates the frame for added protection and allows you to secure your dome to any surface. Need to increase your wind and snow loads or change the color of your powder-coated framework? Visit us online or talk to a Luna associate to learn more about frame upgrades and framework colors.

Standard Framework Thickness	42mm x 2.5mm
Framework Thickness Upgrade	48mm x 3mm

## ADD-ONS

Want to customize your Stargazer even more? **Check out pricing online.**

Two-layer Insulation	Colour Options <input type="radio"/> <input type="radio"/> <input type="radio"/>
Single Glass Door	Frame Colours <input type="radio"/> <input type="radio"/> Clear or Frosted Glass <input type="radio"/> <input type="radio"/>
Double Glass Door	Frame Colours <input type="radio"/> <input type="radio"/> Clear or Frosted Glass <input type="radio"/> <input type="radio"/>
Curtains	Colour Options <input type="radio"/> <input type="radio"/> <input type="radio"/>
Keyless Entry	<input checked="" type="checkbox"/>
Solar Fan	Colour Options <input type="radio"/> <input checked="" type="radio"/>
Stove Jack 5" or 9"	Colour Options <input type="radio"/> <input checked="" type="radio"/>
Glass Structure Window	Single or Double Pane
Rooftop Skylight	<input checked="" type="checkbox"/>
Skylight Motorized Blind	<input checked="" type="checkbox"/>
Circle Glass Windows	<input checked="" type="checkbox"/>
Circle PVC Windows	<input checked="" type="checkbox"/>
Triangle Roll-up Window with Screen	<input checked="" type="checkbox"/>

**ADDITIONAL INFORMATION** Structure bolt lengths: M10\*70 without insulation, M10\*90 with insulation  
**Wrench size required:** 17mm **Installation tools:** Electric hand drill/scaffolding. Placement of windows, doors, stove jack and other add-ons specified once quote is received and confirmed. **All measurements rounded to nearest cm/inch.**  
[www.lunaglamping.com](http://www.lunaglamping.com)