



Safari Eclipse

Glamping comfort with room to spare

Our largest safari tent configuration, the Luna Safari Eclipse boasts a very comfortable 46.2m² (497.0ft²) interior space and offers ample accommodation for families or groups. The premium sliding glass door feature not only creates a great view, but also a sense of permanence. And as well as comfortable, luxurious glamping adventures, the Safari Eclipse would also make a wonderful and versatile semi-permanent addition to a backyard or holiday property.


Leaders in frame strength and durability




Etched aluminum framework and steel connectors



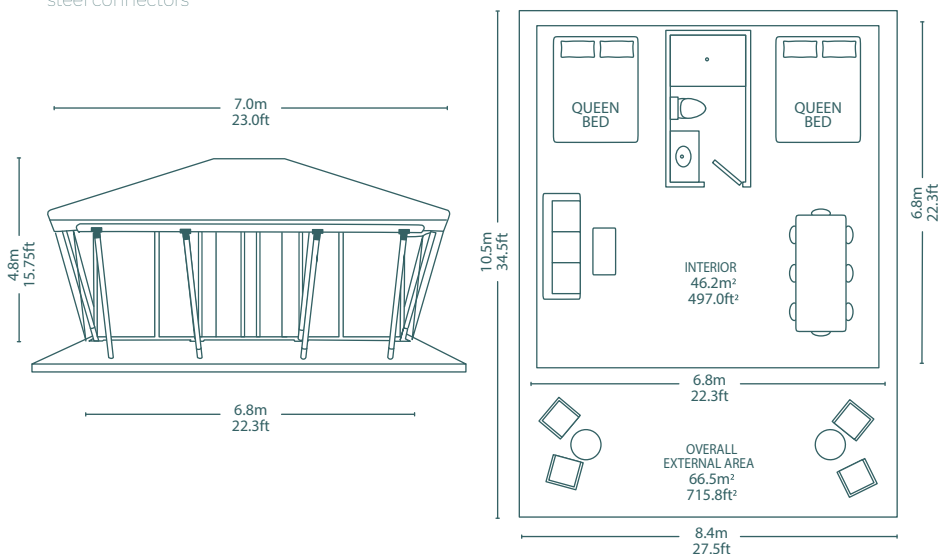
Fully adjustable anti-slip buckles



Sliding glass doors



Key Lock



SPECIFICATIONS

Outer Dimension WxLxH	7.0m x 9.5m x 4.8m (23.0ft x 31.1ft x 15.7ft)
Outer Area	66.5m ² (715.8ft ²)
Platform Size WxL	8.4m x 10.5m (27.5ft x 34.5ft)
Inner Dimension WxLxH	6.8m x 6.8m x 4.3m (22.3ft x 22.3ft x 14.1ft)
Inner Area	46.2m ² (497.0ft ²)
Max Wind Load	130km/h (80mph) -to increase wind load rating please contact.
Package size	(1) 6.7m x 1.1m x 1.0m (7.4m ³) 22.0ft x 3.6ft x 3.3ft (260.3ft ³) (2) 2.5m x 1.0m x 1.3m (3.3m ³) 8.2ft x 3.3ft x 4.3ft (114.8ft ³)
Package weight:	1200kg (2645.5lbs)

MATERIALS

Roof Fabric 750 g/m² double-coated opaque PVC (beige), waterproof, UV resistant, flame retardant B1.

Inner Lining 370 g/m² Canvas, including 1.2m x 0.8m window w/ mosquito net; waterproof; mildew-resistant; fire retardant.

Entrance Six sliding glass doors with 5 x 9A x 5 tempered glass measuring 6990mm x 2400mm with black aluminum alloy frame. Key lock included.

Insulation (optional add-on) 1 or 2 layer aluminum foil bubble insulation + canvas fabric. Radiation heat reflection coefficient 85%, waterproof, fire retardant.

Window size 1.2m x 0.8m (3.9ft x 2.6ft)
1.3m x 1.2m (4.3ft x 3.9ft)

Windows per tent 2 + 2

Ground Lining 480 g/m² beige PVC.

Framework 6063-T6 aluminum alloy, 90mm dia, 1.8mm thickness, wood pattern.

Connector 95mm x 1.5mm black Q235B steel.

Netting 40gsm white.

Rope 6mm nylon ropes.

Stakes 5mm steel.



RUGGED



COZY



DURABLE



SAFE



ENGINEERED

LUNA
GLAMPING