




Safari Solstice II


The hills are alive with glamping luxury.

When you set your sights high, your glamping experiences can also soar. All your glamping adventures can be realized with the spacious 23.7m² (255.1ft²) Solstice II. Immersed in nature yet cocooned in safety and maximum comfort, the Solstice II transforms wilderness spaces into wonderfully livable spaces. Made from lightweight aluminum and engineered for ease of assembly, the Solstice II seamlessly blends seclusion with breathtaking scenery.


Leaders in frame strength and durability



Etched aluminum framework and steel connectors



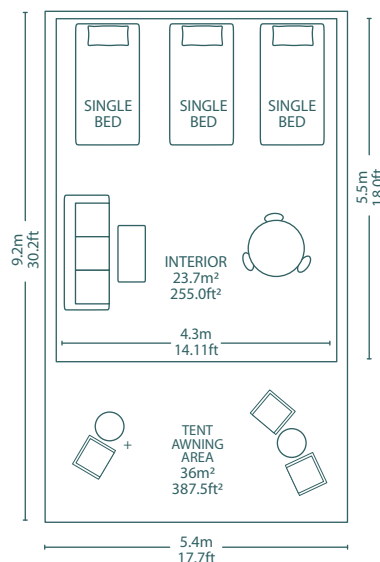
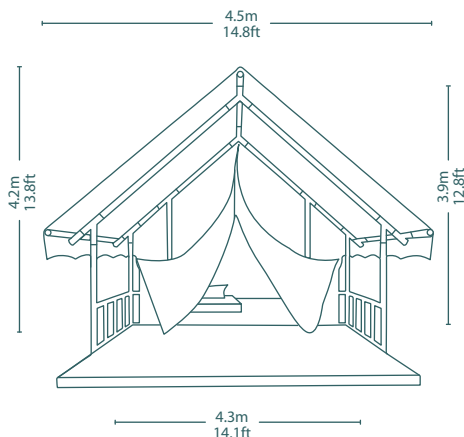
Fully adjustable anti-slip buckles



Reinforcement tightening



Ratchet strap tensioners



SPECIFICATIONS

Outer Dimension WxLxH	4.5m x 8.0m x 4.2m (14.8ft x 26.2ft x 13.8ft)
Outer Area	36m ² (387.5ft ²)
Platform Size WxL	5.4m x 9.2m (17.7ft x 30.2ft)
Inner Dimension WxLxH	4.3m x 5.5m x 3.9m (14.1ft x 18.0ft x 12.8ft)
Inner Area	23.7m ² (255.1ft ²)
Max Wind Load	130km/h (80mph) -to increase wind load rating please contact.
Package size WxLxH	5m x 1m x 0.6m (2.1m ³) 16.4ft x 3.3ft x 2ft (74.1ft ³)
Package weight	400kg (882.0lbs)

MATERIALS

Roof Fabric 750 g/m² double-coated opaque PVC (beige), waterproof, UV resistant, flame retardant B1.

Sidewall 370 g/m² Canvas, including 1.2m x 0.8m window w/ mosquito net and zipper door. Waterproof; mildew-resistant; fire retardant.

Insulation (optional add-on) 1 or 2 layer aluminum foil bubble insulation + canvas fabric. Radiation heat reflection coefficient 85%, waterproof, fire retardant.

Window size 1.2m x 0.8m (3.9ft x 2.6ft)
Windows per tent 4

Ground Lining 480 g/m² beige PVC.

Framework 6063-T6 aluminum alloy, 990mm dia, 1.8mm thickness, wood pattern.

Connector: 95mm x 1.5mm black Q235B steel.

Netting 40gsm white.

Rope 6mm nylon ropes.

Stakes 5mm steel.



RUGGED



COZY



DURABLE



SAFE



ENGINEERED

LUNA
GLAMPING

www.lunaglamping.com 7