



# Safari Zenith II


## A beautiful view from inside and out.

Sliding the Zenith II's large tempered glass doors open will immediately give you a different perspective on glamping. At once you are immersed in the essence of your environment. But you may never want to leave the spacious luxury of the 25m<sup>2</sup> (269.1ft<sup>2</sup>) interior space. The Safari Zenith II offers a variety of customizable options such as heating, air conditioning, solar power, and even ensuite bathrooms that can bring great possibilities to your glamping experience.

## Leaders in frame strength and durability




Etched aluminum framework and steel connectors



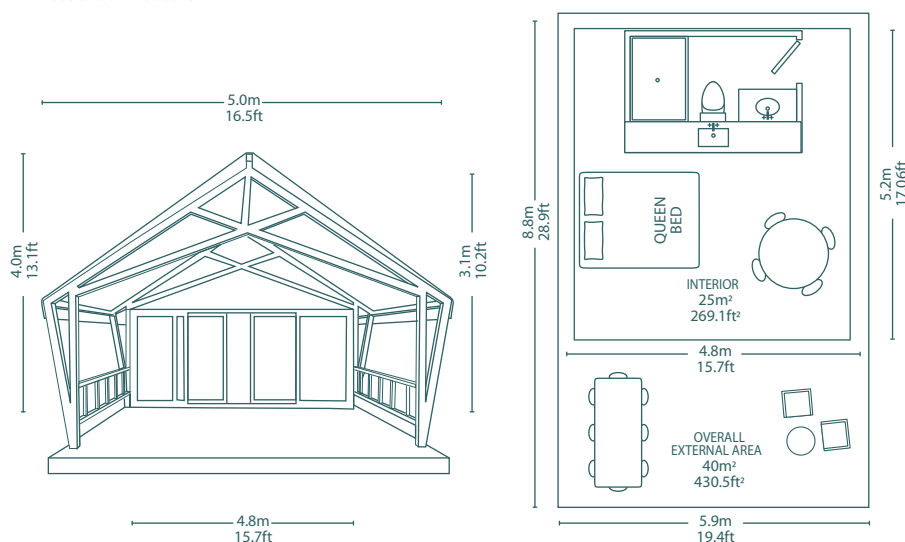
Key lock



Fully adjustable anti-slip buckles



Sliding glass doors



## SPECIFICATIONS

<b>Outer Dimension</b> WxLxH	5.0m x 8.0m x 4.0m (16.4ft x 26.2ft x 13.1ft)
<b>Outer Area</b>	40m <sup>2</sup> (430.5ft <sup>2</sup> )
<b>Platform Size</b> WxL	5.9m x 8.8m (19.4ft x 28.9ft)
<b>Inner Dimension</b> WxLxH	4.8m x 5.2m x 3.1m (15.7ft x 17.0ft x 10.2ft)
<b>Inner Area</b>	25.0m <sup>2</sup> (267.0ft <sup>2</sup> )
<b>Max Wind Load</b>	130km/h (80mph) -to increase wind load rating please contact.
<b>Package size</b>	(1) 4m x 1.35m x 0.6m (3.24m <sup>3</sup> ) 13.1ft x 4.5ft x 2ft (114.5ft <sup>3</sup> ) WxLxH (2) 2.5m x 1.0m x 1.0m (2.5m <sup>3</sup> ) 8.2ft x 3.3ft x 3.3ft (88.2ft <sup>3</sup> )
<b>Package weight</b>	800kg (1764.0lbs)

## MATERIALS

**Roof Fabric** 750 g/m<sup>2</sup> double-coated opaque PVC (beige), waterproof, UV resistant, flame retardant B1.

**Inner Lining** 370 g/m<sup>2</sup> Canvas, including 1.2m x 0.8m window w/ mosquito net; waterproof; mildew-resistant; fire retardant.

**Entrance** Four sliding glass doors with 5 x 9A x 5 tempered glass measuring 4880mm x 2100mm with black aluminum alloy frame. Key lock included.

**Insulation** (optional add-on) 1 or 2 layer aluminum foil bubble insulation + canvas fabric. Radiation heat reflection coefficient 85%, waterproof, fire retardant.

**Window size** 1.2m x 0.8m (3.9ft x 2.6ft)  
**Windows per tent** 4

**Ground Lining** 480 g/m<sup>2</sup> beige PVC.

**Framework** 6063-T6 aluminum alloy, 80mm x 100mm x 1.5mm rectangular profiles, wood pattern.

**Connector** black Q235B steel.

**Netting** 40gsm white.

**Rope** 6mm nylon ropes.

**Stakes** 5mm steel.



RUGGED



COZY



DURABLE



SAFE



ENGINEERED

**LUNA**  
GLAMPING